

IMPORTANT:

Only display PayPal/Venmo POP if your site can transact Mobile Payments and equipped with Verifone POS system. If you have any questions regarding this POP Kit, please contact your wholesaler or Phillips 66 Sales Representative.



PayPal / Venmo Pilot

for Sites with Verifone POS

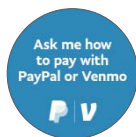
Placement Guide

POST IMMEDIATELY UPON RECEIPT

Thank you for your support in promoting the PayPal/Venmo Payment Methods through the Mobile App! Please display all new signage included in this POP kit alongside your current campaign signage.

Signage Kit Includes:

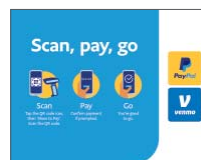
- **Cashier Sticker** – There are 100 stickers provided in this kit. Please keep them accessible to employees so they can wear them during their shifts to help promote PayPal/Venmo payment method through the Mobile App to consumers. DO NOT hand out the stickers to consumers.
- **Cashier Training Guide** – 1 per site. Keep this handy guide on your counter as a reference for all employees when processing PayPal and/or Venmo payment transactions.
- **Change Mat Insert** – Quantity is based on your store profile. Insert in the change mat holder. Display the change mat holder with the NEW insert on the counter near the register where the consumer can see it.
- **Register Topper** – 1 per cash register. Install on top of each cash register present inside your store.




Cashier Sticker



Cashier Training Guide



Change Mat Insert



Register Topper


To update your Store Profile, please visit Marketing Shop. To order more POP, you may contact Pointsmith directly via email Phillips66EmailOrder@pointsmith.com or call 1-888-582-1380.

PAYPAL / VENMO PILOT FOR SITES WITH VERIFONE POS

In-Store Placement



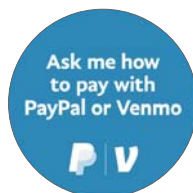
1 Register Topper




2 Cashier Training Guide



3 Cashier Sticker



4 Change Mat Insert



To order more POP, you may contact Pointsmith directly via email Phillips66EmailOrder@pointsmith.com or call 1-888-582-1380.